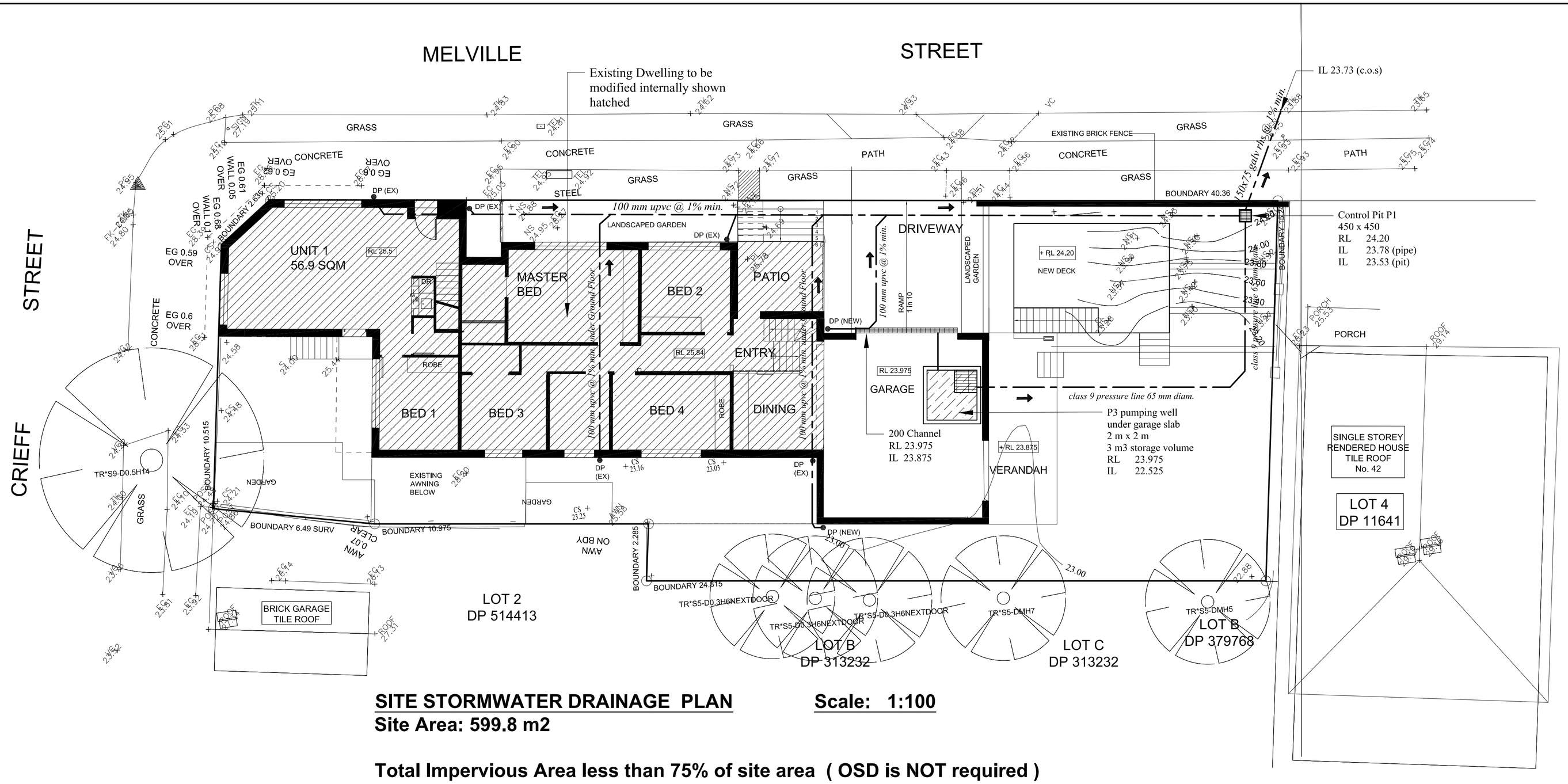

SITE STORMWATER DRAINAGE PLAN **Scale: 1:100**

Site Area: 599.8 m2

Total Impervious Area less than 75% of site area (OSD is NOT required)

Replace all existing downpipes with new 100 mm diam upvc downpipes and connect as shown on the drawings. All new downpipes shall be 100 mm diam upvc U.N.O

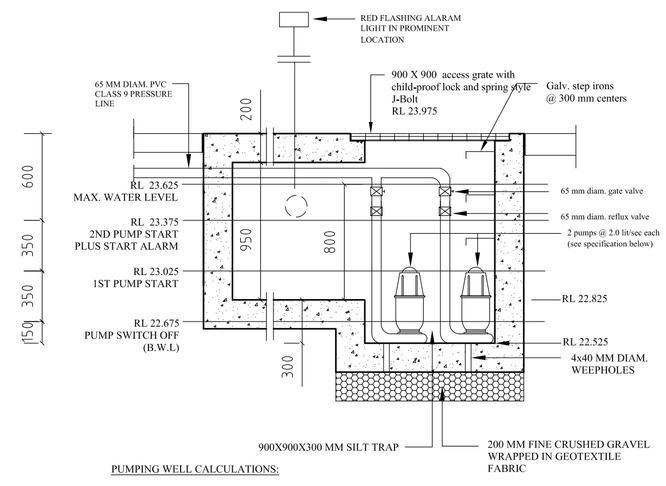

PUMPING WELL CALCULATIONS:

AREA DRAINING TO THE PUMPING WELL: 24 m2
Q : 1 X 58 X 24/3600 = 0.4 L/S
Storage Volume Required for 2hrs duration:
0.4 L/S X 2 hrs X 3600/1000 = 2.9 M3

Pumps Capacity:
1.0 X 155 X 24 M2/3600 = 1.2 L/S each pump

PUMPING WELL SECTION DETAIL Scale: 1/30

TOTAL STORAGE PROVIDED 3.0 M3 : 2.0 M X 2.0 M X 0.8 M DEEP

- Pumps shall be Class 1, Zone 2
- Auto alternate pumps each second cycle
- Pump 2 to start automatically when pump 1 fails or undercopes
- Each pump shall have a 2.0 lit/sec minimum capacity at the required head with a maximum of 10 starts per hour

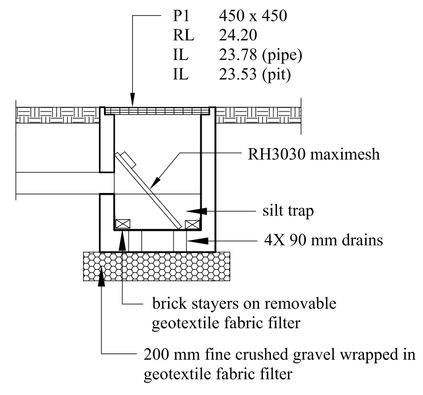

CONTROL PIT: P1
SECTION DETAIL

Scale 1:30

Issue	Date	Revision

Client: Nahim Ayoub

Design by:
APEX DESIGN & CONSTRUCTION PTY LTD
Consulting Chartered Structural & Civil Engineers. Project & Construction Managers
127 The Avenue Hurstville NSW 2220
Mobile: 0412 407 189
E-mail: josephghosn@optusnet.com.au

Project's Address: 2 Crieff Street Ashbury NSW

Designed, Approved and Signed by: Joseph J. Ghosn MIEAust CPEng NPER-3
The Institution of Engineers, Australia Membership No.: 724594

Date: 16 December 2024

Drawing Title: SITE STORMWATER DRAINAGE DESIGN

Scale: as shown
Plot details: Size: A1 Scale: 1:1
Drawing No.: HY-01 Issue: -